



Ministerio de Transporte
Presidencia de la Nación

FEDERAL ROAD PLAN

GOAL

Double highways (2,800 km)

3,200 km of new safe routes

14,000 km of paving and repaving

WHAT WE RECEIVED

40% of the network in poor conditions and unsafe

95% of the freight is transported by truck

HIGHWAYS

480 km completed

+1,500 km ongoing

+900 km contracted

+2,800 km intervened

PAVING AND REPAVING

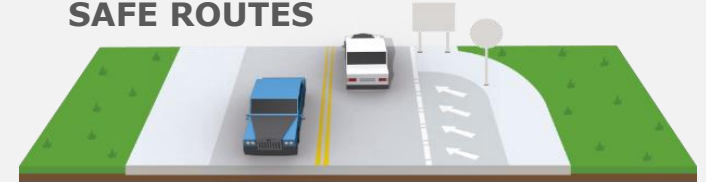
7,255 km completed

8,501 km ongoing

4,333 km contracted

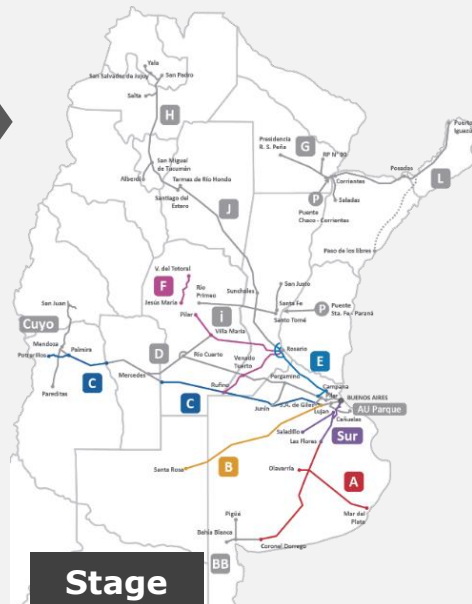
+20,000 km intervened

SAFE ROUTES



+1,500 km contracted

WHAT WE PERFORMED



WE LAUNCHED THE FIRST PPP IN THE COUNTRY
STAGE I IS ON

8.058 M USD
INVESTMENT STAGE 1

+3,300 KM

+800 km of HIGHWAYS

+1,600 km of SAFE ROUTES

+250 km of SPECIAL PROJECTS

17 VARIANTS TO DIFFERENT LOCATIONS

5 new scalability models

MORE FREIGHT AND LESS LOGISTICS COST FOR ARGENTINE PEOPLE

5 bitrain models
2 free movement ones

15,000 km corridors of enabled bitrains

SAVED



-53% km of highways
(4.7 M USD in 2015 vs 2.2 M USD in 2018)

-35% km of routes
(2 M USD in 2015 vs 1.3 M USD in 2018)

FREIGHT TRAINS

GOAL

5x tn transported by 2035

Increase modal participation

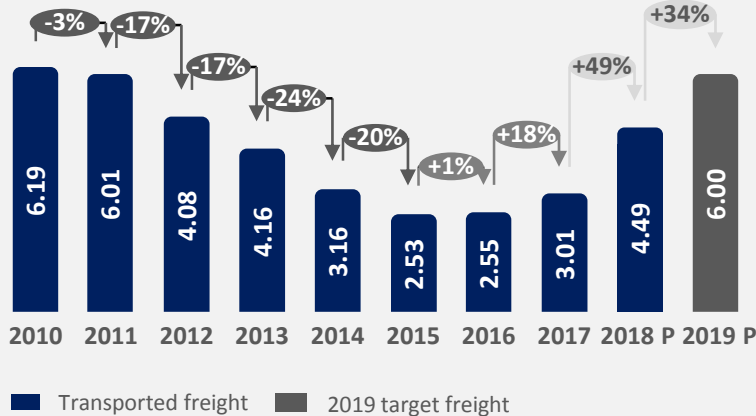
17,500 km of restored tracks

WHAT WE RECEIVED

5% of the freight is transported by train

14 km/h average speed

WHAT WE PERFORMED



WE REVERSED THE TREND AND INCREASED THE TRANSPORTED FREIGHT

+185% Tons transported
2019 vs 2015

+194% tons transported
1° semester Belgrano Line

Belgrano Cargas

700 km completed

680 km ongoing

80 km awarded

+20 stone quarry reactivated

OPEN OPERATION

WE ENACTED **LAW No. 27,132**

Incorporation of new operators

Business **separation**

Diversity of investors

Norpatagónico Train

786 M USD

+650 km of intervened tracks

Call for tender:

3rd quarter 2019

-50% logistics costs

San Martín

1.089 M USD

1,020 km of tracks affected

We signed a commercial agreement with the company CRCC

PORTS AND WATERWAYS

GOAL

Infrastructure works and port access to increase capacity

Improve competitiveness and **reduce** logistics costs

Domestic traffic maritime competitiveness

WHAT WE RECEIVED

Infrastructure limitations do not allow large vessels to operate

Lack of access infrastructure

Loss of competitiveness

MODERNIZATION PLAN OF THE PORT OF BUENOS AIRES

TOTAL INVESTMENT: 1.910 M USD

In the first 10 years compulsory investment is of **1.060 M USD**

TENDER: 1st quarter 2019

Comodoro Rivadavia

Completed on 31 August 2017

Works in access to ports

Buenos Aires, Rosario and Bahía Blanca

3 ports with ongoing works

Storni, Piedrabuena and Port of Buenos Aires

WHAT WE PERFORMED

PORT OF BUENOS AIRES

-61% EXPO COST PER CONTAINER
(509 USD in 2015 vs 198 USD in 2018)

-17% IMPO COST PER CONTAINER
(999 USD in 2015 vs 834 USD in 2018)

For the first time, exporting a container from the Port of Buenos Aires is **cheaper** than doing so from the **port of Santos in Brazil**

SAFE CROP

+1.5 M BENEFITED TRIPS

It reinforces security for trucks waiting to enter the ports

MANDATORY SHIFT SYSTEM

+1.3 M BENEFITED TRUCKS

Waiting time was reduced by 75% in many of the country's ports

REVOLUTION OF THE AIRPLANES

GOAL

Double the number of domestic flight **passengers**

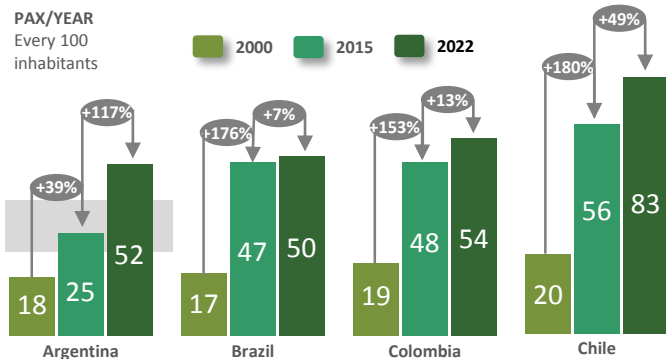
Improve domestic flight **connections** and **enhance international connections** from the Argentine provinces

Fully renovate the **airport infrastructure** and **air traffic technology**

WHAT WE RECEIVED

Flying in Argentina used to be a privilege

PAX/YEAR
Every 100 inhabitants



Source: EANA, IATA and projections of the Ministry of Transport

Domestic passengers 2015: **10.3 M**

Few domestic flight **connections**

Half the **passengers** than in the rest of the region

Space for **security improvements** and **air traffic control**

Lack of **infrastructure**

WHAT WE PERFORMED

+ 6.5 M NEW PASSENGERS
2018 vs 2015

+62%
Domestic flight passengers
2018 vs 2015

+32%
International passengers
2018 vs 2015

+155%
Domestic flight passengers
Not stopping in Buenos Aires

+121%
International passengers
Not stopping in Buenos Aires

92 NEW CONNECTIONS
DOMESTIC AND INTERNATIONAL
59 DO NOT STOP IN BUENOS AIRES

+24% WEEKLY FREQUENCIES
DOMESTIC AND INTERNATIONAL
(2,266 in 2018 vs. 1,775 in 2015)

EL PALOMAR
FIRST LOW-COST AIRPORT
IN LATINAMERICA

4 new competitors

Avianca

norwegian

flybondi

JetSMART
Vuela SMART

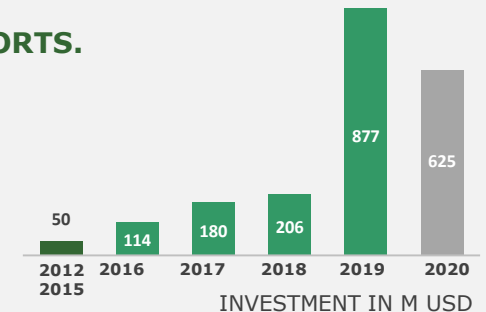
ALREADY COMPLETED WORKS IN 21 AIRPORTS.

7 13 NEW RUNWAYS
2015 2016

7 20 NEW TERMINALS
2015 2016

7 29 NEW BEACONING SYSTEMS
2015 2016

1 7 NEW CONTROL TOWERS
2015 2016



MODERNIZING 90% OF AIRPORTS IN THE COUNTRY